

**CRITERION 6 - GOVERNANCE, LEADERSHIP AND  
MANAGEMENT**

**6.2**

**Strategy Development and Deployment**

**6.2.2**

**Institution implements e-governance in its operations**

- 1.Administration**
- 2.Finance and Accounts**
- 3.Student Admission and Support**
- 4.Examination**

## **E Governance in Institutional Operations**

Institute Implements e-governance in its operations as listed below:

### **1. Administration**

**Electronic Data Interchange (EDI):** EDI facilitates the electronic exchange of structured business documents between government agencies and businesses.

**Online Portals:** Government websites and portals provide a centralized platform for students to access information, submit forms, and avail services. Examples: Exam form filling, Applications for mark sheets, Applications for Degree certificates, access to NSS Portal etc.

**Mobile Apps:** Institute uses Whatsapp as administrative tool to provide academic and administrative information to the students and faculties on their smart phones.

**MOODLE:** is used for teaching learning process which involves uploading of study material and also academic assessment of students.

**Online Payment Systems:** Provision is made for Students for making online payments.

**Digital Signature:** Digital signature tools facilitate the authentication of electronic documents and transactions.

**Social Media Platforms:** Facebook are used to disseminate information, gather feedback, and address public concerns.

### **2. Finance & Accounts**

Telly ERP9 is used for maintaining finance and account details.

### **3. Student Admission & Support**

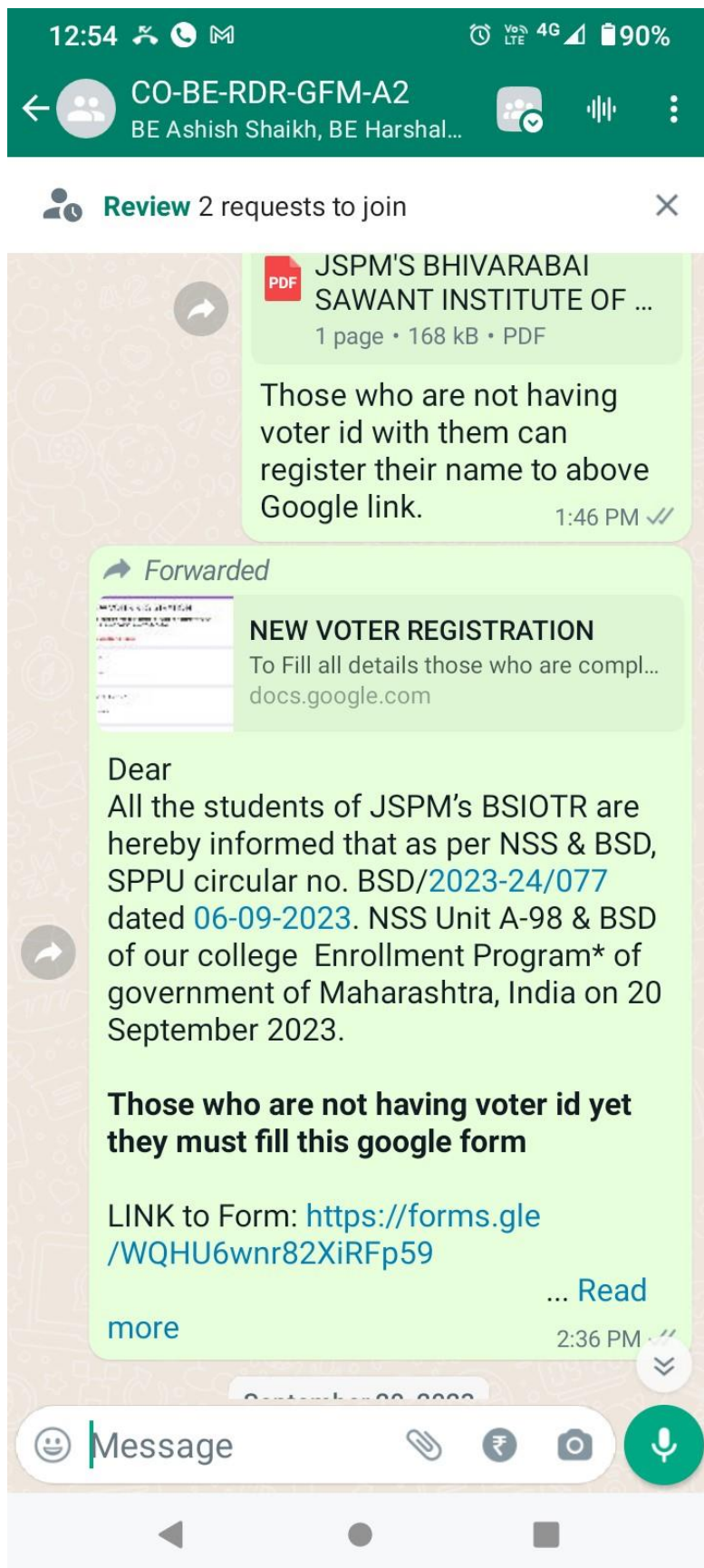
Admission Regulating Authority, Web Portal and Affiliating University web portal are used for student admission and academic support


<http://www.unipune.ac.in/>

<https://maha-ara.org/>

<https://lms.jspmbsiotr.edu.in/>


## Whatsapp Information Messages on Student's group and Community






PDF Unit-III Blockchain Platforms and Consensu...  
46 pages • 54 MB • PDF

6:04 PM ✓




PDF Unit-IV Cryptocurrency -Bitcoin and Token..pdf  
18 pages • 21 MB • PDF

6:04 PM ✓



PDF Unit - 5 Blockchain Ethereum Platform Usin...  
31 pages • 35 MB • PDF

6:05 PM ✓



PDF Unit -6 Blockchain Case Studies Notes..pdf



Message



12:54

0.00 KB/S 4G 65%



# IT Department

Community · 5 groups



Invite



Add members



Add groups

Community

Announcements



## IT Department



### Announcements

11/28/23

JSPM Sayli Suryawanshi and Praveen Barapatre...

### Groups you're in



#### SE IT 2023-24

12/9/23

+91 91729 55419 requested to join.



#### TE IT 2023-24

12/9/23

✓ You: Internship Syllabus & Instruction for...



#### IT OFFICIAL BSIOTR

12/8/23

JSPM Principal: Faculty who have gone on vacatio...



#### BE IT 2023-24

12/9/23

+91 91729 55419 joined from the community

+ Add group

# Screenshots of MOODLE (LMS) Used for Teaching Learning Process

The screenshot shows the Moodle LMS interface for a course titled "Electrical Circuits ...". The top navigation bar includes "Home", "Dashboard", "Events", "My Courses", and "This course". The breadcrumb trail indicates the course path: "Courses > Department of Electronics & Telecommunication > SE > AY 2023-24 > SEM-I > EC23-24".

The left sidebar contains a "Navigation" menu with options: Home, Dashboard, Site pages, My courses (expanded to show SEMI 2023-24, Internet of Things 2023-24, HCI 2023-24, ML 2023-24, OS 2023-24, TOC 2023-24, MP I B 19-20, MP 20-21 A, MP 20-21 B, GD&T 21-22 A, and More...), and Courses (expanded to show Department of Electronics & Telecommunication).

The main content area displays a list of course resources:

- Announcements
- Announcements
- Vision Mission statements of Institute and Department
- Program Outcomes
- Program Educational Objective & Program Specific Outcomes(PEO's & PSO's)
- Electrical Circuits Theory Syllabus
- Electrical Circuits Lab - Practical Syllabus
- Electrical Circuits Course Objectives and Outcomes
- List of Text books and Reference Books
- University Exam Paper Solution May 2017
- List of Video URL
- Practical Experiments Virtual Lab Links

The screenshot shows the Moodle LMS interface for a course titled "Dynamics of Machinery ...". The top navigation bar includes "Home", "Dashboard", "Events", "My Courses", and "This course". The breadcrumb trail indicates the course path: "Courses > Department of Mechanical Engineering > BE > AY 2023-24 > Semester 1 > BE A > DOM-2023-24".

The left sidebar contains a "Navigation" menu with options: Home, Dashboard, Site pages, My courses (expanded to show SEMI 2023-24, Internet of Things 2023-24, HCI 2023-24, ML 2023-24, OS 2023-24, TOC 2023-24, MP I B 19-20, MP 20-21 A, MP 20-21 B, GD&T 21-22 A, and More...), and Courses (expanded to show Department of Mechanical Engineering, SE, and TE).

The main content area displays a list of course resources:

- Announcements
- UNIT1 BALANCING
- MCQ QUIZ ON UNIT 1 BALANCING (0 of 32 Attempted)
- Previous Year Question Papers
  - AUG 15
  - MOOC Link
  - MAY 16
  - MAY 17
  - NOV 15
  - NOV 16
  - OCT 16
  - Question Bank Unit 2



# State Common Entrance Test Cell, Government of Maharashtra

## First Year Under Graduate Technical Courses in Engineering and Technology Admissions 2017-18

- HOME
- IMPORTANT DATES
- NOTIFICATIONS
- NEWS
- DOWNLOADS
- FAQ'S
- CONTACT US

### LOGIN LINKS

- Home
- DTE home
- RO / Institute / FC / ARC Login
- New Registration
- Registered Candidate Login
- Candidate Login for Option Form Filling (Additional Round) **New**

### IMPORTANT LINKS

- Cut Off List CAP Additional Round (AI Candidates) **New**
- Cut Off List CAP Additional Round (MH Candidates) **New**
- Check Engineering Provisional Allotment Status For CAP Additional Round **New**

**IMPORTANT** SPCE, Mumbai -Notice for On the Sp

Ongoing Events [Click HERE for Entire Schedule](#)

**New Registration for PMSSS(JKSSS) & NEUT Candidates Only**

### LOGIN

Login ID :

Password :

**Sign In**

[Forgot Password ?](#)

### NEWS

**New**

The candidate not eligible due to less marks in PCM may update the marks obtained in Biology / Bio Technology / Technical Vocational Courses and may

### NOTIFICATIONS

Manaraj Sniksnan Snuik Shishyavrutti Yojana & 2 Dr. Punjabrao Deshmu **New**

Extension in ARC & Institute **New**

Welcome to ExamOnline ! Online Portal of Examination Section, Savitribai Phule Pune University



**Prof. (Dr.) Nitin R. Karmalkar**  
**Vice Chancellor**

The higher education challenge for SPPU is threefold, namely expansion, inclusion and excellence -

Expansion to serve the exponential demand, Inclusion for equity..... [More](#)



**Dr. Ashok Chavan**  
**Director, Board of Examination and Evaluation**

We, at Examination Section, Savitribai Phule Pune University, envisage the need

for radical reforms in traditional examination and assessment system and are working towards evolving .....[More](#)

**Recent Updates**



**Students Section**

- o Schedules
- o Timetables
- o Seating Arrangement
- o Exam Forms Online
- o Results
- o Photocopy & Revaluation
- o Unfair means (Copy case)
- o Contact Details for Various Online Applications
- o Certificates
- o Ordinance of Exams
- o Syllabus
- o Previous Question Papers
- o Manual Exam Forms



**College Section**

- o College Login
- o Circulars
- o Manual Exam Forms
- o College CEO list
- o Downloads for Colleges
- o Unfair Means



**Examination Section**

- o Office Model
- o Board of Examination
- o Exam Reform Committee
- o Gallery
- o Contact us



Particulars	STUDENT 2017-18	
	BSIOTR 2017-18	
	1-Apr-2017 to 11-Jan-2018	
	Closing Balance	
	Debit	Credit
BE 2017-18	1,11,02,243.00	14,15,428.00
DSE 2017-18	2,08,52,685.00	59,024.00
FF 2017-18	95,31,149.00	17,000.00
ME 2017-18	13,77,351.00	
SE 2017-18	55,92,509.00	2,59,409.00
TE 2017-18	2,57,92,884.00	12,94,165.25
<b>Grand Total</b>	<b>7,42,48,824.00</b>	<b>30,45,027.25</b>

F1: Detailed  
 F2: Period  
 F3: Company  
 F4: Group  
 F5: Ledger-wise  
 F6: Monthly  
 F7: Vouchers  
 C: New Column  
 A: Alter Column  
 D: Delete Column  
 M: Auto Column  
 B: Budget Variance  
 F8: Related Reports  
 F9: Inventory Reports  
 F10: A/c Reports  
 F11: Features  
 F12: Configure  
 F12: Range  
 F12: Value